


Part number

CX 3/4 XDF



Brief description:

female insert, 3 poles, crimp connections, 40A 830V, (4 poles (10A max - 830V/8kV/3)), 8kV, 3, for female contacts 40A and 10A, 1 module, modular units series MIXO

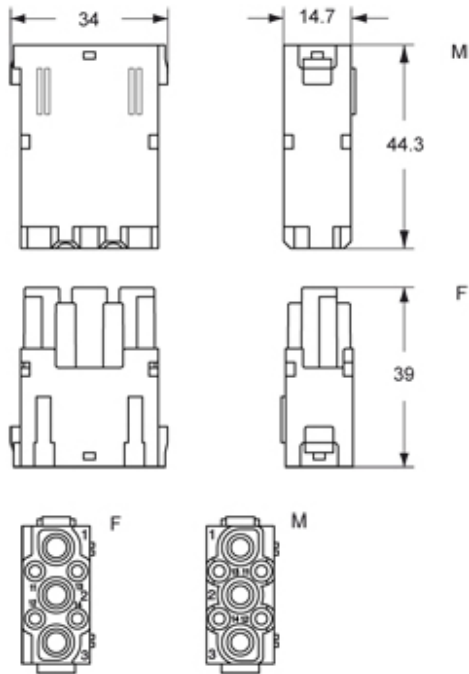
Product description		Approvals / Standards	
Model	female insert	Reference standard	EN 61984 (2001-11)
Version	Crimp connection	Quality mark	 EAC
Product type	for female contacts 40A and 10A	Conformity	CQC, CE
Family	MIXO series, customizable inserts	General ordering information	
Size	1 module	EAN13 code	8015747176774
N. of poles	3 poles	Tariff number	85369095
Auxiliary poles	4 poles (10A max - 830V/8kV/3)	Packaging Information	
Technical data		Packaging length	180,00 mm
Current	40 A (A.C. and D.C.)	Packaging height	130,00 mm
Voltage	830 V	Packaging width	150,00 mm
Rated impulse withstand voltage	8kV	Packaging weight	0,75 kg
Pollution degree	3	Packaging volume	3,51 dm ³
Operating temperature range (min, max)	-40°C ... +125°C	Packaging description	Carton box
IP degree of protection	IP20 without enclosure; IP65/IP66/IP67/IP68 with enclosure	Packaging quantity	60 Pcs
Further technical details		Packaging EAN code	8015747221375
Characteristics according to EN 61984	40A 830V 8kV 3 (aux:10A 830V 8kV 3)	Sub-packaging length	35,00 mm
Insulation resistance	≥ 10 GΩ	Sub-packaging height	40,00 mm
Rated voltage according to UL/CSA	600V	Sub-packaging width	155,00 mm
UL 94 flammability rating	V-0	Sub-packaging weight	0,13 kg
Weight	9,00 g	Sub-packaging volume	0,22 dm ³
		Sub-packaging description	Carton
		Sub-packaging quantity	10 Pcs
		Sub-packaging EAN barcode	8015747176781

Part number

CX 3/4 XDF

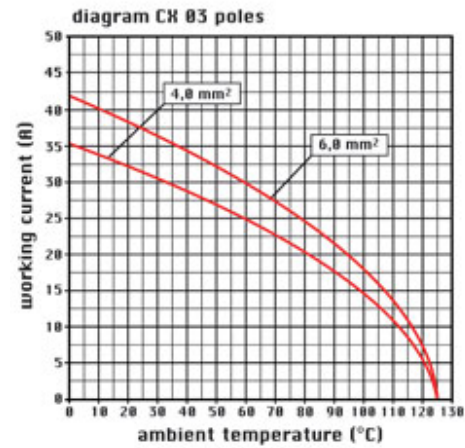


Catalogue drawings



Catalogue drawings

load curves - MIXO series (CX 3/4 XD)



Notes

MIXO CX 3/4 X modular connectors:

- Characteristics according to EN 61984:

3 poles 40A 830V 8kV 3

4 poles 10A 830V 8kV 3

- male and female inserts protected from accidental contact.

Finger proof (IP2X or IPXXB) upon connector unmated.

the modular inserts must be installed in suitable frames which in turn are installed in traditional housings or COB panel support